

Performance Commentary

Despite generally unimpressive data for the global economy and signs of more sustainable inflation pressure, the stock market continued its upward trajectory in October. This was mainly thanks to the generally strong earnings reports for the third quarter. While SKAGEN Vekst also posted a positive absolute return in the month, the return lacked the strong IT-driven rise in the benchmark. The biggest contributor to the fund's absolute return was the Danish pharma company Novo Nordisk. The company impressed the market with its third profit upgrade this year. Another strong performer was the Norwegian conglomerate Bonheur. Given the historically high electricity prices, the market has increased earnings expectations in its renewable energy division. The main detractor in October was the Korean IT company Samsung Electronics. The market is increasingly concerned about falling memory prices, something we think will be temporary. Following years of impressive share price performance, we sold out of the healthcare-related stock Thermo Fisher Scientific, as the stock hit our target price. Despite the strong stock market this year, we still see decent upside in selected financial, materials and industrial companies. These types of stocks will also do reasonably well in the event of higher inflation.

SKAGEN Vekst invests in companies that are attractively priced relative to expected profitability and growth. The majority of the fund is invested in the Nordic region and the remainder worldwide. The objective is to provide the best possible risk adjusted return. The fund is suitable for those with at least a five year investment horizon.

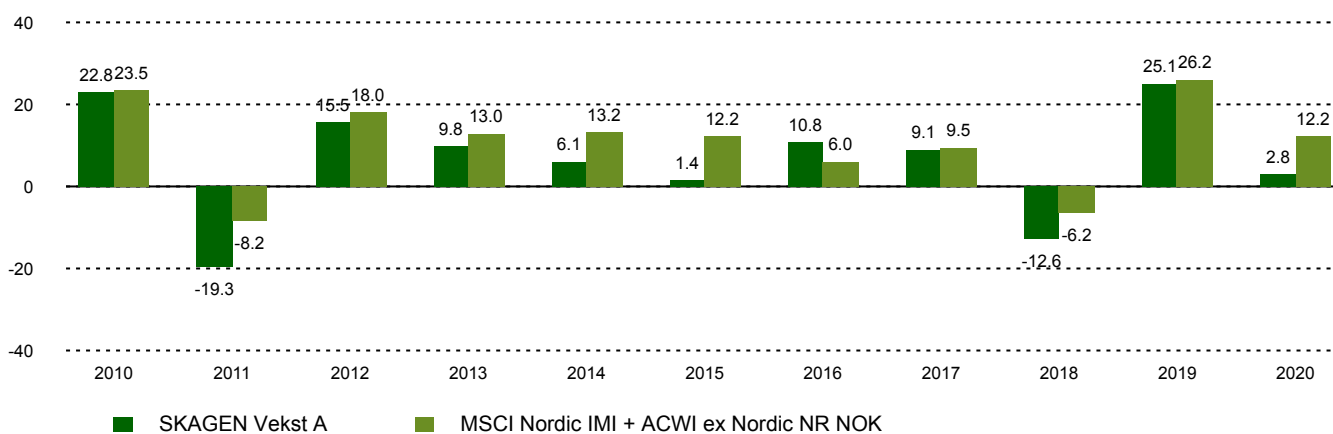
Historical performance (net of fees)

Period	SKAGEN Vekst A	Benchmark index
Last month	4.4%	5.5%
Year to date	29.8%	24.4%
Last year	56.1%	42.0%
Last 3 years	15.4%	18.1%
Last 5 years	11.6%	13.9%
Last 10 years	9.2%	12.6%
Since start	13.0%	10.4%

Fund Facts

Type	Equity
Domicile	Norway
Launch date	01.12.1993
Morningstar category	Global Large-Cap Blend Equity
ISIN	NO0008000445
NAV	363.92 EUR
Fixed management fee	1.00%
Total expense ratio (2020)	1.25%
Benchmark index	MSCI Nordic IMI + ACWI ex Nordic NR NOK
AUM (mill.)	900.90 EUR
Number of holdings	51
Portfolio manager	Søren Christensen

Performance last ten years



See next page for info about fund's mandate change.

Contributors in the month



Largest contributors

Holding	Weight (%)	Contribution (%)
Novo Nordisk A/S	8.62	0.81
Bonheur ASA	4.51	0.42
Aker BP ASA	1.80	0.35
FLEX LNG Ltd	1.93	0.18
Broadcom Inc	2.67	0.17



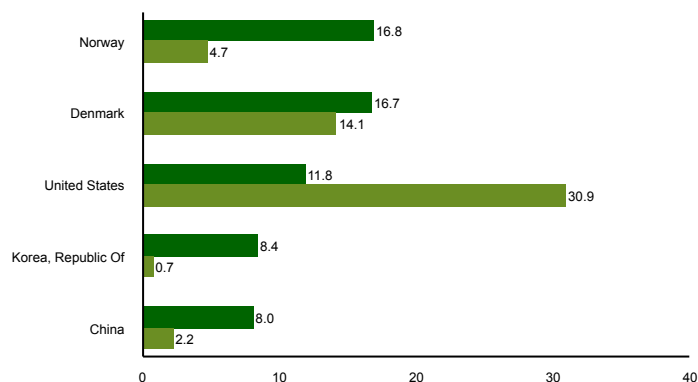
Largest detractors

Holding	Weight (%)	Contribution (%)
Samsung Electronics Co	3.30	-0.36
Telenor ASA	2.90	-0.23
DSV A/S	2.45	-0.16
Citigroup Inc	3.41	-0.14
Golden Ocean Group	0.73	-0.14

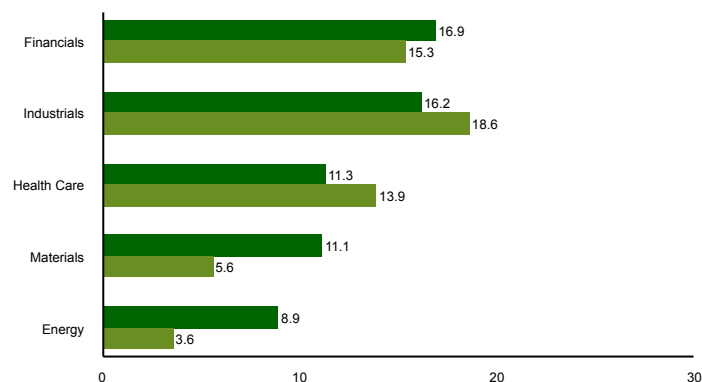
Top ten investments

Holding	Sector	Country	%
Novo Nordisk A/S	Health Care	Denmark	9.0
Bonheur ASA	Industrials	Norway	4.7
Yara International ASA	Materials	Brazil	4.0
Citigroup Inc	Financials	United States	3.2
Samsung Electronics Co Ltd	Information Technology	Korea, Republic Of	3.2
Essity AB	Consumer Staples	Sweden	3.1
Nordea Bank Abp	Financials	Finland	3.0
Telenor ASA	Communication Services	Norway	2.9
Broadcom Inc	Information Technology	United States	2.8
Sberbank of Russia PJSC	Financials	Russian Federation	2.7
Combined weight of top 10 holdings			38.6

Country exposure (top five)



Sector exposure (top five)



■ SKAGEN Vekst A
 ■ MSCI Nordic IMI + ACWI ex Nordic NR NOK
 ■ SKAGEN Vekst A
 ■ MSCI Nordic IMI + ACWI ex Nordic NR NOK

Contact



+47 51 80 37 09



contact@skagenfunds.com



SKAGEN AS, Post Box 160, 4001, Stavanger, Norway

Important information

This report is intended for investment professionals only. The content is not to be viewed by or used with retail investors. Unless otherwise stated, performance data relates to class A units and is net of fees. AUM data as of the end of the previous month. Except otherwise stated, the source of all information is SKAGEN AS. Historical returns are no guarantee for future returns. Future returns will depend, inter alia, on market developments, the fund manager's skills, the fund's risk profile and subscription and management fees. The return may become negative as a result of negative price developments. You can download more information including subscription/redemption forms, full prospectus, Key Investor Information Documents (KIID), General Commercial Terms, Annual Reports and Monthly Reports from our local websites or our local representatives. Statements reflect the portfolio managers' viewpoint at a given time, and this viewpoint may be changed without notice. This report should not be perceived as an offer or recommendation to buy or sell financial instruments. SKAGEN AS does not assume responsibility for direct or indirect loss or expenses incurred through use or understanding of this report. Employees of SKAGEN AS may be owners of securities issued by companies that are either referred to in this report or are part of a fund's portfolio. Svenska Handelsbanken AB (publ), Luxembourg Branch, 15, Rue Bender, L-1229 Luxembourg (org.no. B0039099) is the Paying Agent in Luxembourg.

Effective 1/1/2014, the Fund's investment mandate changed from investing a minimum of 50% of its funds in Norway to investing a minimum of 50% of its funds in the Nordic countries. This means that returns prior to the change were achieved under different circumstances than they are today. Prior to 1/1/2014, the benchmark index was an evenly composed benchmark index consisting of the Oslo Stock Exchange Benchmark Index (OSEBX) and the MSCI All Country World. The benchmark index prior to 1/1/2010 was the Oslo Stock Exchange Benchmark Index (OSEBX).

The art of common sense