

IMPORTANT INFORMATION: This is marketing communication. The report should not be perceived as a recommendation to buy or sell fund units. Prior to subscription, we encourage you to read the fund's prospectus and key investor information document which are available at www.skagenfunds.com, from our local representatives and from our distributors.

Performance Commentary

May started off on a weak note driven by fears of higher interest rates combined with a worsening Covid situation in China and earnings misses from some of the largest US consumer and tech companies. Stocks then made a strong recovery towards the end of the month following signs of inflation peaking and hopes of China re-opening. Despite this turmoil, SKAGEN Vekst had a strong month, delivering a solid absolute return and comfortably beating its benchmark index. The strong performance was mainly driven by our energy-related companies such as Bonheur, Shell, and CNOOC, which benefited from continued high oil, gas, and electricity prices. Shell also reported numbers in May that ticked all the key boxes of our investment thesis: free cash flow is growing, debt is going down, while dividends and buy-backs are moving north. On the negative side, the Danish pharma company Novo Nordisk had a difficult month despite the data illustrating the continued strong growth of its new products, such as Ozempic. In the current environment, we continue to favour companies that should perform well in an environment of higher inflation and interest rates – such as financial and energy-related companies.

SKAGEN Vekst invests in companies that are attractively priced relative to expected profitability and growth. The majority of the fund is invested in the Nordic region and the remainder worldwide. The objective is to provide the best possible risk adjusted return. The fund is suitable for those with at least a 5 year investment horizon. Subscriptions are made in fund units and not directly in stocks or other securities. The fund has risk profile 6. The benchmark reflects the fund's investment mandate. Since the fund is actively managed, the portfolio will deviate from the composition of the benchmark.

Historical performance (net of fees)

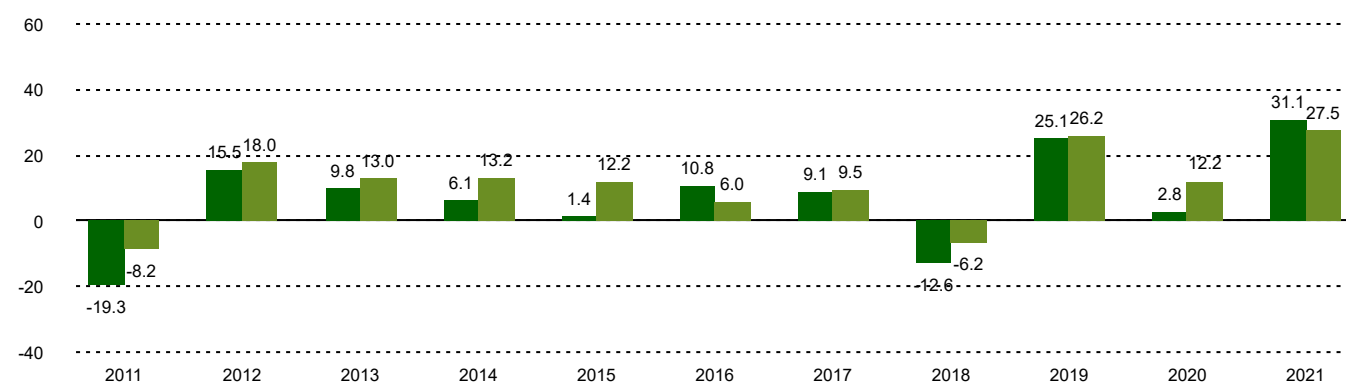
Period	SKAGEN Vekst A	Benchmark index
Last month	0.8%	-2.0%
Year to date	-1.7%	-10.0%
Last year	9.1%	1.9%
Last 3 years	14.4%	14.0%
Last 5 years	8.4%	9.2%
Last 10 years	8.5%	11.1%
Since start	12.7%	9.8%

Fund Facts

Type	Equity
Domicile	Norway
Launch date	01.12.1993
Morningstar category	Global Large-Cap Blend Equity
ISIN	NO0008000445
NAV	361.43 EUR
Fixed management fee	1.00% + performance fee*
Total expense ratio (2021)	2.80%
Benchmark index	MSCI Nordic IMI + ACWI ex Nordic NR NOK
AUM (mill.)	881.73 EUR
Number of holdings	52
Portfolio manager	Søren Christensen

*10.00% performance fee calculated daily and charged annually if the fund's return exceeds 6% p.a. The unit class has a high watermark. The performance fee may only be charged if the unit value as of 31.12 exceeds the unit value at the previous charge. The performance fee may be charged even if the fund's units have depreciated in value if the value development is better than the benchmark.

Performance last ten years



■ SKAGEN Vekst A ■ MSCI Nordic IMI + ACWI ex Nordic NR NOK Effective 1/1/2014, the fund's investment mandate changed from investing a min. of 50% in Norway to a min. of 50% in the Nordics. Returns prior to this date were therefore achieved under different circumstances than today. Prior to 1/1/2014, the benchmark was an evenly composed index consisting of Oslo Stock Exchange Benchmark Index (OSEBX) and MSCI All Country World. The benchmark prior to 1/1/2010 was OSEBX.

Historical returns are no guarantee for future returns. Future returns will depend, inter alia, on market developments, the fund manager's skill, the fund's risk profile and management fees. The return may become negative as a result of negative price developments. There is a risk associated with investing in the fund due to market movements, currency developments, interest rate levels, economic, sector and company-specific conditions.

Contributors in the month



Largest contributors

Holding	Weight (%)	Contribution (%)
Bonheur ASA	5.13	0.50
Shell PLC	3.40	0.37
CNOOC Ltd	3.07	0.35
Citigroup Inc	2.96	0.32
Yara International ASA	4.68	0.27



Largest detractors

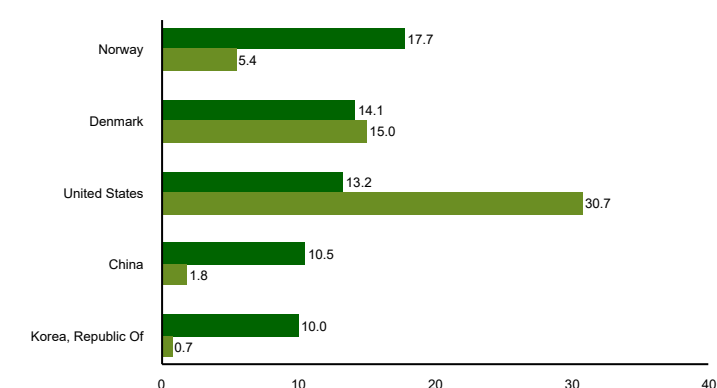
Holding	Weight (%)	Contribution (%)
Novo Nordisk A/S	8.70	-0.29
Norse Atlantic ASA	0.73	-0.18
Millicom International	1.46	-0.08
Alibaba Group Holding Ltd	1.03	-0.06
SK Square Co Ltd	0.69	-0.06

Weights shown are the average for the period. Absolute contribution based on NOK returns at fund level.

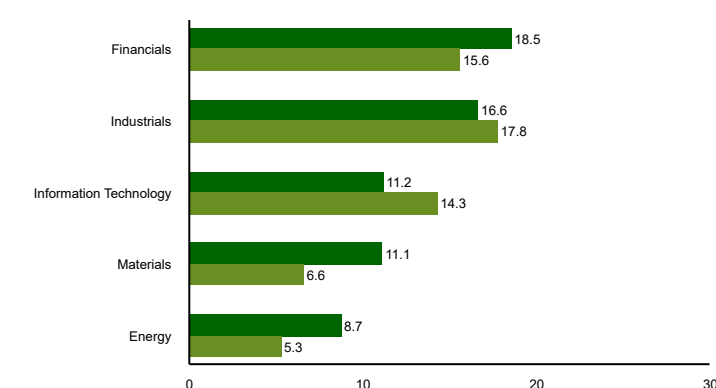
Top ten investments

Holding	Sector	Country	%
Novo Nordisk A/S	Health Care	Denmark	8.7
Bonheur ASA	Industrials	Norway	5.4
Yara International ASA	Materials	Brazil	4.8
Samsung Electronics Co Ltd	Information Technology	Korea, Republic Of	3.7
Broadcom Inc	Information Technology	United States	3.7
Nordea Bank Abp	Financials	Finland	3.6
Shell PLC	Energy	Netherlands	3.5
Cnooc Ltd	Energy	China	3.4
Telenor ASA	Communication Services	Norway	3.4
Ping An Insurance Group Co of China Ltd	Financials	China	3.1
Combined weight of top 10 holdings			43.3

Country exposure (top five)



Sector exposure (top five)



■ SKAGEN Vekst A ■ MSCI Nordic IMI + ACWI ex Nordic NR NOK

■ SKAGEN Vekst A ■ MSCI Nordic IMI + ACWI ex Nordic NR NOK

Important information

This report is intended for investment professionals only. All information is based on the most up-to-date data available. Unless otherwise stated, performance data relates to class A units and is net of fees. AUM data as per the end of the previous month. Except otherwise stated, the source of all information is SKAGEN AS. SKAGEN AS does not assume responsibility for direct or indirect loss or expenses incurred through use or understanding of this report. Employees of SKAGEN AS may be owners of securities issued by companies that are either referred to in this report or are part of a fund's portfolio.



+47 51 80 37 09



contact@skagenfunds.com



SKAGEN AS, Post Box 160, 4001,
Stavanger, Norway